

The powerbank All-in-One has 4 LEDs installed which show the charging status as follows:

○ Battery capacity is low,
● less than 25% remaining.

○ Battery capacity is good,
● less than 75% remaining.

○ Battery capacity is middle,
● less than 50% remaining.

● Battery capacity is sufficient,
● more than 75% remaining.

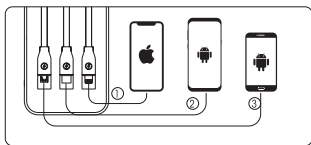
Product Specification

Battery type:	Lithium Polymer
Capacity:	37.0 Wh (3.7V/10.000 mAh)
Type C Input:	max. 18 W PD 3.0 & QC 3.0
USB Input:	5V/2.0A
Type C Output:	Type C USB max. 18W PD3.0 & QC3.0 Type C cable max. 18W QC3.0
Lightning Output:	5V/1.0A
Micro-USB Output:	5V/1.0A
Size:	153 x 76 x 22 mm
Weight:	260 g

Compatibility

The powerbank is compatible with all smartphones, tablets and all USB-powered device with 5V or 9V input.

The Powerbank integrates universal charging cable adapters including the light fast QC 3.0 Type C, common Micro-USB and Lightning adapters for Apple devices. Connect one out of the adapters that fits your device(s), the capacity LED will light when charging.



- (1) For iPhone, iPad, iPod
- (2) For Android devices mit Type C output
- (3) For Android devices Micro-USB input

For the iPhone X user, you can also buy a Type C to Lightning cable from Apple stores and charge your iPhone X fast through the Type C port.

For Type C phone user, if your device also supports the fast Type C power delivery PD 3.0, you can also connect it to the Type C port with a Type C to Type C cable, and charge your device fast. You can buy a XLayer Premium Type C to Type C cable by connecting our service.

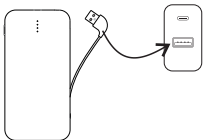


- One of the capacity LEDs will blink during charging, and will stop blinking when the device is fully charged.
- Pull the cable from the mobile device after finishing charging.
- The powerbank would automatically shut off in a few seconds after finishing charging.

How to charge the powerbank

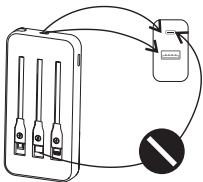
We suggest that you fully charging the powerbank before each use. To charge your powerbank, use one of the following 2 charging options.

1. Charge with a power adapter with USB or Type C port:



Connect the powerbank to a power adapter USB port with the integrated USB cable directly.

Or connect the powerbank to a power adapter USB port with the supplied USB to Type C cable in the box.



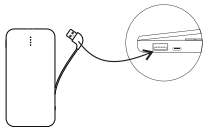
Or connect the powerbank to power adapter Type C port with a Type C to Type C cable (not included).

If your adapter supports QC 3.0 or PD 3.0 fast charging, the powerbank will be charged fast when charging through Type C port.

ATTENTION: The integrated Type C cable is not capable of charging the powerbank.

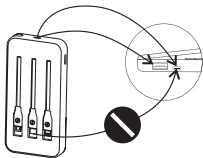
DO NOT connect the integrated Type C cable to a power adapter.

2. Charge with a free USB or Type C port on your computer:



Connect the powerbank to power adapter USB port with the integrated USB cable directly.

Or connect the powerbank to power adapter USB port with the supplied USB to Type C cable in the box.



Or connect the powerbank to power adapter Type C port with a Type C to Type C cable (not included).

If your adapter supports QC3.0 or PD3.0 fast charging, the powerbank will be charged fast when charging through Type C port.

ATTENTION: The integrated Type C cable is not capable of charging powerbank.

DO NOT connect the integrated Type C cable to a power adapter.

Safety Notice

- Fully charge the powerbank once before first use.
- Use the included cable to charge the powerbank.
- In order to ensure the durability of the battery during irregular use, charge the powerbank once every three months.
- Charging by unsupervised, short circuit or mechanical damage would cause overheating and fire.
- Do not immerse the product in water or other liquids.
- Handle the product carefully. Shocks, vibrations or fall from a low height can damage the product.
- If liquid is leaking, stop using the device.
- A remodeling or modification of the product would affect the safety.
Risk of injury!
- Don't open the appliance without proper authorization and don't perform repairs yourself!
- Please keep the product away from children.
- Modifications and mistakes reserved.



This Electrical device does not belong in the garbage. For proper disposal, please contact the public collection in your community.

Please note: we don't accept liability for any damages on connected devices. Please check compatibility of our product with the manufacturer of your device before use.

Gaudio herewith explains that the device XLayer **Powerbank PLUS All-in-One PD3.0 18W 10.000 mAh** is in accordance with all relevant requirements and guidelines. The declaration of conformity can be found under the following address or simply contact us under service@xlayer.de.
www.gaudio.de/ke/214459.pdf