







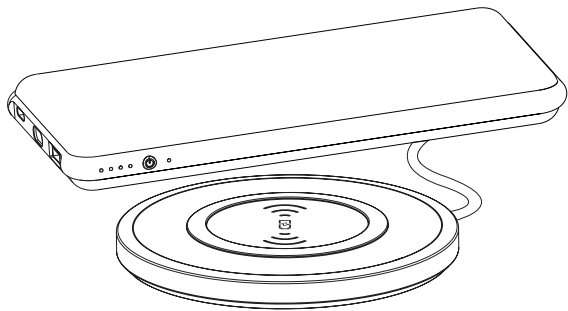






# User Guide

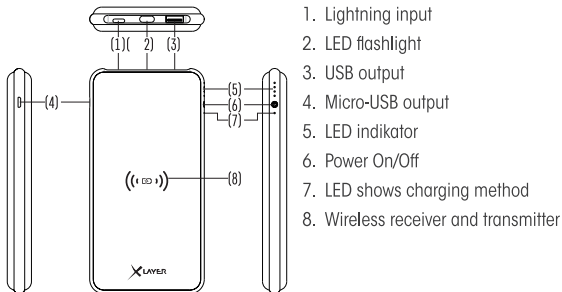
XLayer Powerbank Plus Wireless Charging 10.000








Thank you for purchasing the XLayer Powerbank Plus Wireless Charging 10.000 mAh. This powerbank can be widely used for all kinds of electronic devices such as iPhone, iPad or other smartphones.

## Contents

1 Powerbank, 1 USB to Micro-USB Cable, 1 User Guide



## LED Indicator

-  Blue: Loading the powerbank on a wireless charger.  
Green: Charging a phone on powerbank wirelessly.
-  Powerbank battery is low, less than 25% remaining.
-  Powerbank battery is middle, less than 50% remaining.
-  Powerbank battery is good, less than 75% remaining.
-  Powerbank battery is sufficient, more than 75% remaining.



## Product Specification

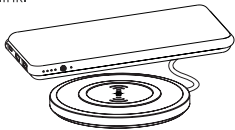
Battery type:	Lithium Polymer
Capacity:	37 Wh (3.7V/10.000 mAh)
LED Power:	1W
Lighting Duration:	45 hours
Micro-USB Input:	5V/2.0A
Lightning Input:	5V/2.0A
Wireless Input:	5V/1.0A
USB Output:	5V/2.4A
Wireless Output:	5V/1.0A
Power Display:	4 LED indicators show power level
Size:	157 x 79 x 16,5 mm
Weight:	265 g

# How to charge the powerbank

We recommend that you fully charge the powerbank before each use. To charge your powerbank use one of the following three charging options:

## 1. Charging on a Qi wireless charger

Just place down the powerbank on a Qi wireless charger, the powerbank will be loaded automatically. The wireless charging LED will light and be blue and the capacity LED will blink.



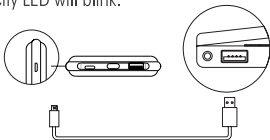
## 2. Charging with a USB charger

Connect powerbank to a USB charger with a USB to Micro-USB cable or a USB to Lightning cable and charge the powerbank on your outlet. The capacity LED will blink.



## 3. Charging with a free USB port on a computer

Connect the powerbank to a free USB port on your computer with a USB to Micro-USB cable or a USB to Lightning cable and charge the powerbank on your computer. The capacity LED will blink.



## Compatibility

The powerbank is compatible with all Qi-enabled smartphones, tablets and other USB powered devices with 5V charging input.

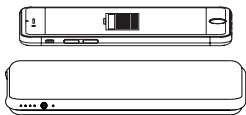
The powerbank will automatically shut off a few seconds after finishing charging.

Pull the cable from the mobile device after finishing charging.

## How to charge other devices

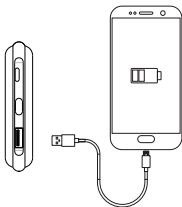
### Charging a Qi-enabled device on the powerbank

Just place down the Qi-enabled device on the powerbank. The wireless charging LED will light green and the capacity LED will light.



### Charging with a cable

Connect the device to the powerbank with a USB to Micro-USB cable or a USB to Lightning cable or other supplied USB cable. The capacity LED will light.



## Safety Notice

- Fully charge the powerbank once before first use.
- Use the included cable to charge the powerbank.
- In order to ensure the durability of the battery during irregular use, charge the powerbank once every three months.

- Charging by unsupervised, short circuit or mechanical damage would cause overheating and fire.
- Do not immerse the product in water or other liquids.
- Handle the product carefully. shocks, vibrations or fall from a low height can damage the product.
- If liquid is leaking, stop using the device.
- A remodeling or modification of the product would affect the safety.  
Risk of injury!
- Don't open the appliance without proper authorization and don't perform repairs yourself!
- Please keep the product away from children.
- Modifications and mistakes reserved.



This Electrical device does not belong in the garbage. For proper disposal, please contact the public collection in your community.

Please note: we don't accept liability for any damages on connected devices. Please check compatibility of our product with the manufacturer of your device before use.

Herewith explains Gaudio, that the device XLayer **Powerbank Plus Wireless Charging 10.000 mAh** is in accordance with the basic requirements and other relevant provisions of the guideline 1999/5/EG.

The declaration of conformity can be found under the following address:  
[www.gaudio.de/ke/211962.pdf](http://www.gaudio.de/ke/211962.pdf)