

Sicherheitshinweise

- Vor dem ersten Gebrauch die Powerbank einmal vollständig laden.
- Verwenden Sie das Gerät zum Laden ausschließlich mit dem mitgelieferten Kabel.
- Um die Haltbarkeit des Akkus bei unregelmäßigem Gebrauch zu gewährleisten, laden Sie das Gerät einmal alle drei Monate auf.
- Führen Sie den Ladevorgang nicht unbeaufsichtigt durch. Bei Kurzschluss oder mechanischer Beschädigung besteht Überhitzungs- und Brandgefahr.
- Tauchen Sie das Produkt niemals in Wasser oder andere Flüssigkeiten.
- Behandeln Sie das Produkt sorgfältig. Schläge, Erschütterungen oder Fallen aus bereits geringer Höhe können das Produkt beschädigen.
- Bei Austritt von Flüssigkeiten, verwenden Sie das Gerät auf keinen Fall weiter.
- Ein Umbau oder Verändern des Produktes beeinträchtigt die Produktsicherheit. Achtung: Verletzungsgefahr!
- Öffnen Sie das Gerät niemals eigenmächtig. Führen Sie Reparaturen nie selbst aus!

- Bitte halten Sie das Gerät von Kindern fern.
- Technische Änderungen und Irrtümer vorbehalten.



Dieses Elektrogerät gehört nicht in den Hausmüll. Für die fachgerechte Entsorgung wenden Sie sich bitte an die öffentlichen Sammelstellen in Ihrer Gemeinde.

Für Schäden an angeschlossenen Geräten wird keine Haftung übernommen. Informieren Sie sich unbedingt vor dem Gebrauch beim Hersteller Ihres Gerätes über die Verwendbarkeit dieses Zubehörproduktes.

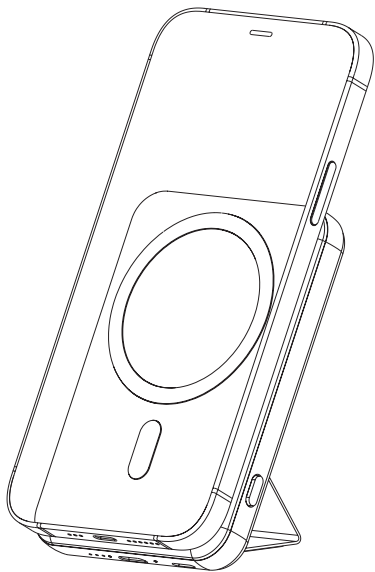
Hiermit erklärt die XLayer GmbH, dass sich das Gerät XLayer **MagFix Pro 2-in-1 Powerbank mit Standfuß** in Übereinstimmung mit den grundlegenden Anforderungen und den übrigen einschlägigen Bestimmungen der erforderlichen Richtlinien befindet. Die entsprechende Konformitätserklärung kann unter service@xlayer.de angefordert werden.

XLayer GmbH | Inselkammerstr. 10 | 82008 Unterhaching | Made in China | 2062

MagSafe, Apple-Lightning und iPhone sind eingetragene Marken von Apple Inc., in den USA und anderen Ländern.

User Guide

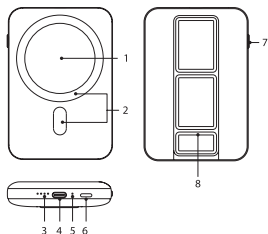
XLayer MagFix Pro 2-in-1 Powerbank with stand



Thank you for purchasing a XLayer product. Wireless charging of the new iPhone models, which support MagSafe, ensures a secure attachment of the MagFix Pro 2-in-1 Powerbank with stand via MagSafe. The placement with the help of the integrated magnetic ring guarantees efficient charging without interruptions due to the optimal positioning on the charging surface. The integrated stand holder keeps your MagSafe-compatible iPhone in an upright and comfortable position.

Contents

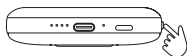
1 Powerbank, 1 USB to USB type C cable, 1 User Guide



- (1) Wireless charging Output
- (2) MagSafe alignment magnets
- (3) Charge indicator
- (4) USB type C In- & Output
- (5) Wireless charging LED
- (6) Apple-Lightning Input
- (7) Power on/off button
- (8) Foldable stand

Charge indicator

- ○ ○ Powerbank battery is low,
● less than 25% remaining.
- ○ ● Powerbank battery is middle,
● ● less than 50% remaining.
- ● ● Powerbank battery is high,
● ● ● less than 75% remaining.
- ● ● Powerbank battery is very high,
● ● ● more than 75% remaining.



Product Specification

Battery type:	Lithium Polymer
Capacity:	18.5 Wh (3.7V/5.000 mAh)
USB type C Input:	5V/3A
Lightning Input:	5V/2.4A
USB type C Output:	5V/3A
Wireless Output:	5W
Size:	100 x 70 x 18 mm
Weight:	160 g

Compatibility

The MagFix Pro 2-in-1 Powerbank with stand is compatible with iPhone models that support MagSafe and other devices that can be charged with USB Type C input by cable.

How to charge the powerbank

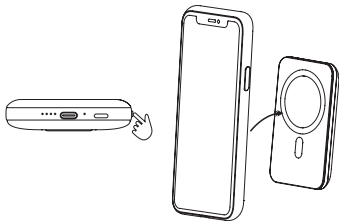
We recommend charging the powerbank regularly. To charge your powerbank, please follow the instructions below.

1. Connect the USB Type C charging cable to a compatible USB power adapter (not included). Alternatively, you can also charge the powerbank on your laptop or computer. To do this, use the included USB type C cable. The powerbank can also be charged via the Lightning connector (6) (cable sold separately).
2. Four charging status indicators show the actual charging progress. As soon as all four indicators light up without blinking, the powerbank is fully charged.
3. After successful charging, please disconnect the powerbank from the power supply.

How to charge other devices

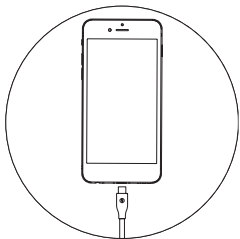
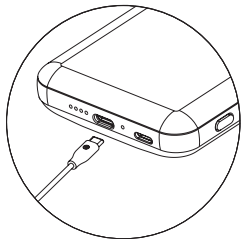
Charging with magnetic alignment (MagSafe)

To activate the wireless charging function, press the Power on/off button on the powerbank. Place your iPhone directly on the inductive charging area of the powerbank. The perfectly positioned magnets will connect with your iPhone and charging will start. The wireless charging LED (5) lights up.



Charging with a cable

1. To charge your devices with the powerbank, connect the device you want to charge to the USB Type-C output with the compatible charging cable. When charging process is finished, pull the charging cable out of the mobile device. After a few seconds, the powerbank will automatically deactivate.



Safety Notice

- Fully charge the powerbank once before first use.
- Use the included cable to charge the powerbank.
- In order to ensure the durability of the battery during irregular use, charge the powerbank once every three months.
- Charging by unsupervised, short circuit or mechanical damage would cause overheating and fire.
- Do not immerse the product in water or other liquids.
- Handle the product carefully. shocks, vibrations or fall from a low height can damage the product.
- If liquid is leaking, stop using the device.
- A remodeling or modification of the product would affect the safety.
Risk of injury!
- Don't open the appliance without proper authorization and don't perform repairs yourself!
- Please keep the product away from children.
- Modifications and mistakes reserved.



This electrical device does not belong in the garbage. For proper disposal, please contact the public collection in your community.

Please note: we don't accept liability for any damages on connected devices. Please check compatibility of our product with the manufacturer of your device before use.

XLayer GmbH herewith explains that the device XLayer **MagFix Pro 2-in-1 Powerbank with stand** is in accordance with all relevant requirements and guidelines. The declaration of conformity can be requested under service@xlayer.de.

XLayer GmbH | Inselkammerstr. 10 | 82008 Unterhaching | Made in China | 2062

MagSafe, Apple Lightning and iPhone are trademarks of Apple Inc., registered in the U.S. and other countries.