

- Führen Sie den Ladevorgang nicht unbeaufsichtigt durch. Bei Kurzschluss oder mechanischer Beschädigung besteht Überhitzungs- und Brandgefahr.
- Tauchen Sie das Produkt niemals in Wasser oder andere Flüssigkeiten.
- Behandeln Sie das Produkt sorgfältig. Schläge, Erschütterungen oder das Fallen aus einer bereits geringen Höhe können das Produkt beschädigen.
- Falls Flüssigkeiten austreten sollten, verwenden Sie das Gerät auf keinen Fall weiter.
- Ein Umbau oder Verändern des Produktes beeinträchtigt die Produktsicherheit. Achtung Verletzungsgefahr!
- Öffnen Sie das Gerät niemals eigenmächtig. Führen Sie Reparaturen nie selbst aus!
- Bitte halten Sie das Gerät von Kindern fern.
- Technische Änderungen und Irrtümer vorbehalten.



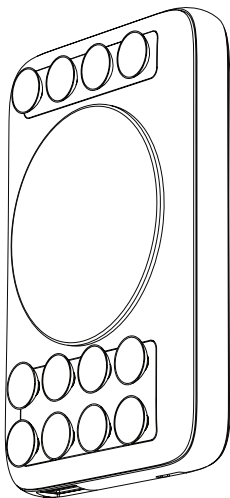
Dieses Elektrogerät gehört nicht in den Hausmüll. Für die fachgerechte Entsorgung wenden Sie sich bitte an die öffentlichen Sammelstellen in Ihrer Gemeinde.

Für Schäden an angeschlossenen Geräten wird keine Haftung übernommen. Informieren Sie sich unbedingt vor dem Gebrauch beim Hersteller Ihres Gerätes über die Verwendbarkeit dieses Zubehörproduktes.

Hiermit erklärt die XLayer GmbH, dass sich das Gerät XLayer **Powerbank Wireless 5.000 mAh** in Übereinstimmung mit den grundlegenden Anforderungen und den übrigen einschlägigen Bestimmungen der erforderlichen Richtlinien befindet. Die entsprechende Konformitätserklärung kann unter service@xlayer.de angefordert werden.

User Guide

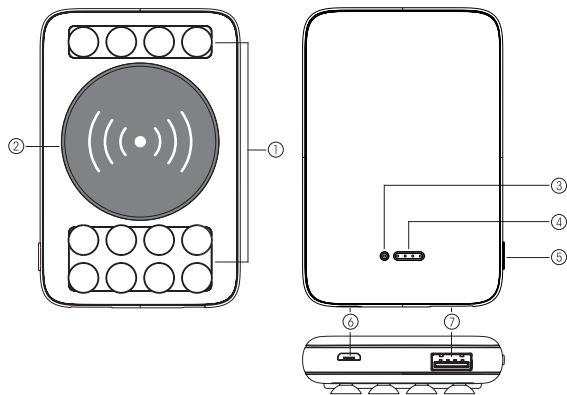
XLayer Powerbank Wireless 5.000



Thank you for purchasing the XLayer Powerbank Wireless 5.000 mAh. This powerbank can be used for almost all kinds of electrical devices, such as iPhone, iPad or other smartphones.

Delivery Contents

1 Powerbank, 1 USB to Micro-USB Cable, 1 User Guide

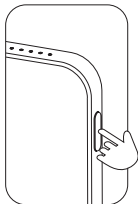


- (1) Suction cups
- (2) Wireless Charging Inductive Area
- (3) Wireless Charging LED
- (4) Capacity LEDs
- (5) Power ON/OFF
- (6) Micro USB Input 5V/2.0A
- (7) USB Output 5V/2.0A

LED Indicator

Press the Power On/Off Button to check the remaining capacity.

- Battery capacity is low,
○ less than 25% remaining.
- Battery capacity is middle,
● less than 50% remaining.
- Battery capacity is sufficient,
● less than 75% remaining.



- Battery capacity is good,
● more than 75% remaining.

Product Specification

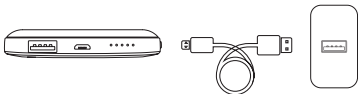
Battery type:	Lithium Polymer
Capacity:	18.5 Wh (3.7V/5.000 mAh)
Micro-USB Input:	5V/2.0A
USB Output:	5V/2.0A
Wireless Output:	5W
Power Display:	4 LED indicators show power level
Size:	95 x 63 x 15
Weight:	130 g

How to charge the powerbank

We recommend to fully charge the powerbank before each usage. To charge your powerbank, use one of the following two charging options:

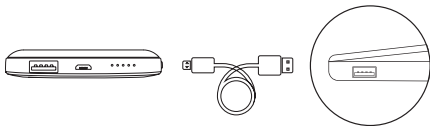
1. Charge with a power adapter with USB:

Connect the powerbank to the power adapter USB port (not included) with the supplied USB to Micro-USB cable.



2. Charge with a free USB port on your computer:

Connect the powerbank to a free USB port on a computer with the supplied USB to Micro-USB cable.



Compatibility

The powerbank is compatible with all Qi-enabled smartphones, tablets and other USB powered devices with a 5V charging input.

The powerbank will automatically shut off a few seconds after charging is finished.

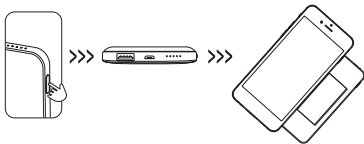
Pull the cable from the mobile device after charging is finished.

How to charge other devices

1. Charging an inductive device with the powerbank

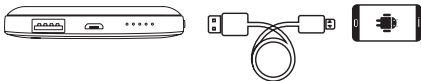
Press the power button on the left side until you see the wireless charging LED light up in RED. The capacity LEDs show the battery status of the powerbank at the same time. Place the Qi-enabled device on the backside of the powerbank where you can see a wireless charging icon.

- The LED light will light GREEN during charging.
- The LED light will be RED when charging is finished.



2. Charging with a cable

Connect the device to the powerbank with a USB to Micro-USB cable. The capacity LED on the display will light up and one of the LEDs will blink during charging. The powerbank will automatically shut off a few seconds after charging is finished.



Security advices

- Fully charge the powerbank before the first usage.
- Use the included cable to charge the powerbank.
- In order to ensure the durability of the battery during irregular use, charge the powerbank once every three months.

- Do not carry out the charging process unattended. There is a risk of overheating and fire in the event of a short circuit or mechanical damage.
- Do not immerse the product in water or other liquids.
- Handle the product carefully. Shocks, vibrations or falling from a low height can damage the product.
- If liquid is leaking, immediately stop using.
- A remodeling or modification of the product will affect the safety.
Risk of injury!
- Do not open the device without proper authorization and never perform repairs yourself!
- Please keep the product away from children.
- Modifications and mistakes reserved.



This electrical device does not belong in the garbage. For proper disposal, please contact the public collection in your community.

Please note: we don't accept liability for any damages on connected devices. Please check compatibility of our product with the manufacturer of your device before use.

XLayer GmbH herewith explains that the device XLayer **Powerbank Wireless 5.000 mAh** is in accordance with all relevant requirements and guidelines. The declaration of conformity can be requested under service@xlayer.de.