

Product Specification

High efficiency Solar Panel:	5V/150 mAh
Battery type:	Lithium Polymer
Capacity:	29.6 Wh (3.7V/8.000 mAh)
LED Power:	1W
Lighting Duration:	40 hours
Micro-USB Input:	5V/2.0A
USB Output 1:	5V/1.0A
USB Output 2:	5V/2.4A
Power Display:	5 LED indicators show power level
Size:	138 x 76 x 19 mm
Weight:	260 g

How to charge the Solar charger battery

We recommend to fully charge the powerbank before each use. The solar powerbank can be charged as follows: either via the solar panel and the absorption of solar energy or by connecting it with the included USB connection cable to a free USB port of your computer or with a standard power supply with USB output and charge the power outlet.

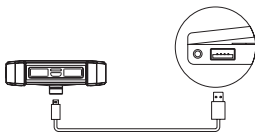
1. Charge via USB charging adapter

Connect your powerbank with the USB to Micro-USB cable (included) with the appropriate power adapter.




2. Charge via USB interface on a computer

Connect your powerbank with the USB to Micro-USB cable (included) with a free USB port on your computer. The current capacity LED will light and the last LED will blink.



3. Charge the powerbank by sunshine

Just place the powerbank in the sunlight, the powerbank will charge automatically. The solar LED will light up green.



How to use the flashlight

Press and hold the power button for 3 seconds to activate the flashlight. Press the power button again to make the flashlight blink. Press the power button again to turn off the light.

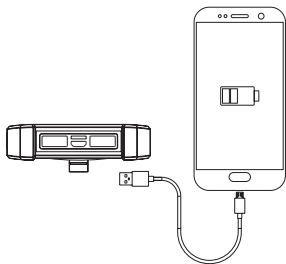
Compatibility

The powerbank is compatible with all smartphones, tablets and other USB powered devices with 5V input.

To charge your devices with this powerbank, plug the charging cable into the USB output. The supplied cable can charge all mobile devices that have a Micro-USB input.

Pull the cable from the mobile device after finishing charging. The powerbank will automatically shut off after a few seconds.

For other devices please use the cable supplied by manufacturer.



Safety Notice

- Fully charge the powerbank once before first use.
- Use the included cable to charge the powerbank.

- In order to ensure the durability of the battery during irregular use, charge the powerbank once every three months.
- Charging by unsupervised, short circuit or mechanical damage would cause overheating and fire.
- Do not immerse the product in water or other liquids.
- Handle the product carefully. Shocks, vibrations or fall from a low height can damage the product.
- If liquid is leaking, stop using the device.
- A remodeling or modification of the product would affect the safety.
Risk of injury!
- Don't open the appliance without proper authorization and don't perform repairs yourself!
- Please keep the product away from children.
- Modifications and mistakes reserved.



This electrical device does not belong in the garbage. For proper disposal, please contact the public collection in your community.

Please note: we don't accept liability for any damages on connected devices. Please check compatibility of our product with the manufacturer of your device before use.

XLayer GmbH herewith explains that the device XLayer **Powerbank Plus Solar 8.000 mAh** is in accordance with all relevant requirements and guidelines. The declaration of conformity can be requested under service@xlayer.de.