

User Guide

XLayer Magnetic Charging Stand
MagSafe Charger 15W with stand

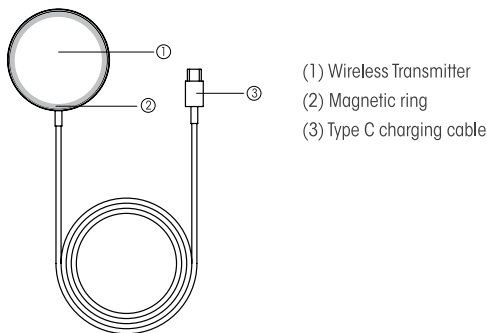


Thank you for purchasing a XLayer product. Wireless charging of the new iPhone models, which support MagSafe, ensures a secure attachment of the XLayer Magnetic Charging Stand.

Placement with the help of the integrated magnetic ring guarantees efficient charging without interruptions through optimal positioning on the charging surface.

Contents

1 Magnetic Charging Stand, 1 User Manual



Product Specifications

Input:	5V/2A, 9V/3A
Wireless Output:	max. 15W
Size:	60 x 60 x 8 mm
Weight:	50 g

Compatibility

The Wireless Charging Stand is compatible with iPhone models that support MagSafe.

How to charge other devices

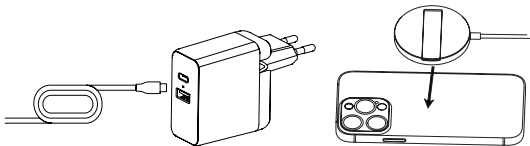
Charging with magnetic adjustment (MagSafe)

1. Connect the USB Type C charging cable to a USB type C power adapter (not included).

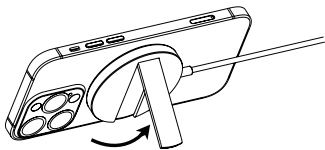
Place the Magnetic Charging Stand up on a flat surface that is free of metal or other foreign material.

Do not place any credit cards, or other foreign materials between the iPhone and the Magnetic Charging Stand. Credit cards, Cheque cards or identy cards between the iPhone and the Magnetic Charging Stand could be damaged.

Place your iPhone on the Wireless Charger. The perfectly placed magnets connect to your iPhone an charging starts automatically. A 20W USB Type C power adapter is recommended for optimal charging results.



2. For the optimal viewing angle, open the integrated stand and bring your iPhone into the best position.



Safety Notice

- A remodeling or modification of the product would affect the safety.
Risk of injury!
- Please do not touch the charger with wet hands! If there is any liquid leaking, immediately cut off the power supply!
- Intended for indoor use only. Contact with moisture must be avoided!
- Please keep the product away from children.
- Please keep the product far from magnetic stripes or chip cards to avoid magnetic failure.
- Do not open the appliance without proper authorization and do not perform repairs yourself!
- If you do not follow the safety instructions and informations on proper handling in this user guide, we assume no liability for any resulting personal injury or damage to property. Furthermore, such cases will invalidate the warranty.
- Modifications and mistakes reserved.



This electrical device does not belong in the garbage. For proper disposal, please contact the public collection in your community.

Please note: we don't accept liability for any damages on connected devices. Please check compatibility of our product with the manufacturer of your device before use.

XLayer GmbH herewith explains that the device XLayer **Magnetic Charging Stand** is in accordance with all relevant requirements and guidelines. The declaration of conformity can be requested under service@xlayer.de.